

2017



West Point 
WOODWORKING LLC

West Point 
WOODWORKING LLC



TABLE OF CONTENTS

New & Discontinued Productions.....	6
Ordering Information	20
Warranty.....	20
Attention To Details.....	21
Table Options	22
Information.....	23
Self Store	24-26
Locks.....	27

TABLES

Albany.....	28	Bridgeport.....	54
Arlington.....	29	Broadway Leg	57
Arts & Crafts	30,31	Brookville	58
Arts & Crafts Cabinet.....	32	Brookville Pub	59
Arts & Crafts Pub.....	33	Burlington Single.....	60
Arts & Crafts Trestle.....	34	Cambridge	61
Asheville	36	Canterbury Leg	64,65
Austin	38	Carson Single.....	66
Barrington Double.....	39	Chancellor Double.....	67
Barrington Single	40	Chancellor Single.....	68,69
Bassett Cabinet	41	Chesapeake	70
Baytown Double	42	Chesterton	72
Baytown Single	43	Colebrook.....	74,75
Beaumont	44,45	Colebrook Cabinet.....	77
Beaumont Cabinet.....	47	Covington.....	73
Benson	48	Danbury	78
Berkshire.....	50,51	Dayton Leg	79
Bradford Single	52	Denver Leg	80
Brady Leg	53		

TABLE OF CONTENTS (CONTINUED)

Dover Leg	82	Jacoby	117
Dutch Double	83	Jamestown	119
Easton Single	84	Kingsbury Mission Trestle	122
Estate Double	85	Kingsley Single	120, 121
Estate Oval	86	Knoxville Trestle	123
Ethan	87	LaCrosse	124
Farmhouse Leg	88	Laurie's	125
Fluted Double	89	Lexington Leg	126
Fremont Leg	90	Liberty Trestle	127
Fremont Trestle	91	Lifestyle Trestle	128
Galena Trestle	92	Lincoln	129
Gathering	93	Lynchburg Trestle	130
Granby	94	Madison Pub	132, 133
Hamilton	95	Manchester	134, 135
Hampton	96	Mansfield	137
Hampton Leg	98	Marbarry	138
Harrison Double	100	Mason Single	139
Harrison Single	101	McCoy	140
Hartford Trestle	102-104	McKenzie	142
Harvest Leg	106	Mission Leg	143
Heidi Cabinet	108,109	Mission Trestle	144
Heidi Leg	110, 111	Newbury	146, 147
Hudson	105	Newport Pub	149
Imperial Double	114	Old Classic Sleigh	150
Imperial Single	115	Old Classic Sleigh Trestle	151
Imperial Single Pub	116	Olde Century Mission	152, 153

TABLE OF CONTENTS (CONTINUED)

Paris Trestle	155	Woodstock	193
Preston Double	156	Xavier Trestle	194, 195
Preston Single	157		
Raber Single	161	BENCHES	
Reno Trestle	158, 159	Arts & Crafts Bench	35
Ridgecrest	162	Asheville Bench	37
Ridgewood	166	Beaumont Bench	46
Rio Vista Trestle	164, 165	Benson Bench	49
Saratoga Trestle	168, 169	Bridgeport Bench	55
Sheridan Trestle	167	Broadway Bench	56
Saratoga Single	170	Cambridge Bench	63
Sierra	171	Chesapeake Bench	71
Stanwood	172	Colebrook Bench	76
Stratton	173	Denver Bench	81
Timber Ridge	174	Hampton Bench	97
Traditional Double	176	Harvest Bench	107
Traditional Leg	177	Heidi Bench	112
Traditional Pub	178	Jacoby Bench	128
Traditional Scallop	179	Manchester Bench	136
Traditional Single	180	McCoy Bench	141
Vancouver Trestle	182, 183	Mission Bench	145
Wellington Trestle	184, 185	Newbury Bench	148
Westin	186, 187	Olde Century Bench	154
Wethersfield	188	Reno Bench	160
Williamsburg	189	Timber Ridge Bench	175
Winslow Pub	191	Williamsburg Bench	190
Woodmont	192	Xavier Bench	196



NEW PRODUCTS FOR 2017



Knoxville Trestle



Lifestyle Trestle



Lynchburg Trestle



Paris Trestle



Reno Bench



Saratoga Single



Woodmont

DISCONTINUED PRODUCTS



Princeton Leg



Manhattan Trestle



Brunswick Trestle



Kenwood



Kensington Leg



Homestead Leg



Mason Double



Gettysburg Trestle



Gettysburg Bench

Wood & Humidity

The photos on the left are examples of what can happen to a table with humidity changes. This is not a defect, it is the result of natural movement in wood. Please see page 20 for more information regarding wood movement. The photos on the bottom are of plank tops that have moved with humidity changes. The breadboards do not expand the same way as the main panel because of the opposite grain directions, therefore creating an offset between the panel and the breadboards.



The photo above is the result of too low humidity, creating a gap at the ends of the joints. If the humidity is too high, the table will gap at the center of the joints.



(Left) This photo is the result of too high humidity on a plank top table. (Right) This photo is the result of too low humidity on a plank top table.

SINGLE PEDESTAL TABLES



Albany



Barrington Single



Baytown Single



Bradford Single



Burlington Single



Carson Single



Chancellor Single



Danbury



Easton Single



Estate Oval



Harrison Single



Hudson



Kingsley Single



Lincoln



Mason Single



McKenzie



Preston Single



Raber Single



Ridgewood



Saratoga Single



Traditional Pub



Traditional Single



Westin



Wethersfield



Woodmont Single



Woodstock

DOUBLE PEDESTAL TABLES



Barrington Double



Baytown Double



Chancellor Double



Dutch Double



Estate Double



Fluted Double



Harrison Double



Marbarry



Preston Double



Traditional Double



Traditional Scallop

LEG TABLES



Asheville



Benson



Berkshire



Brady Leg



Broadway Leg



Canterbury Leg



Covington



Dayton Leg



Denver Leg



Dover Leg



Ethan



Farmhouse Leg



Fremont Leg



Gathering



Granby



Hamilton



Hampton Leg



Harvest Leg



Heidi Leg



Jacoby



Laurie's



Lexington Leg



Madison Pub



Mansfield



Mission Leg



Newbury



Newport Pub



Stanwood



Traditional Leg



Williamsburg



Winslow Pub

TRESTLE TABLES



Arlington



Arts & Crafts Trestle



Austin



Beaumont



Bridgeport



Cambridge



Chesapeake



Chesterton



Colebrook



Fremont Trestle



Galena Trestle



Hampton



Hartford Trestle



Jamestown



Kingsbury Mission



Knoxville Trestle



Liberty Trestle



Lifestyle Trestle



Lynchburg Trestle



Manchester



McCoy



Mission Trestle



Olde Century Mission



Paris Trestle



Reno Trestle



Rio Vista Trestle



Saratoga Trestle



Sheridan Trestle



Sierra



Stratton



Timber Ridge



Vancouver



Wellington Trestle



Xavier Trestle

STATIONARY TRESTLE TABLES



Arts & Crafts



Arts & Crafts Pub



Brookville



Brookville Pub



Imperial Double



Imperial Single



Imperial Single Pub



LaCrosse



Old Classic Sleigh



Old Classic Sleigh Trestle



Ridgecrest

CABINET BASE TABLES



Arts & Crafts Cabinet



Bassett Cabinet



Beaumont Cabinet



Colebrook Cabinet



Heidi Cabinet

BENCHES



Arts & Crafts



Asheville



Beaumont



Benson



Bridgeport



Broadway



Cambridge



Chesapeake



Colebrook



Denver



Hampton



Harvest



Heidi



Jacoby



Manchester



McCoy



Mission



Newbury



Olde Century



Reno Bench



Timber Ridge



Williamsburg



Xavier Bench

BUTTERFLY LEAF TABLES

LEG TABLES



Broadway Leg



Canterbury Leg



Denver Leg



Farmhouse Leg



Fremont Leg



Gathering



Granby



Heidi Leg



Madison Pub



Mansfield



Mission Leg



Newbury



Newport Pub



Traditional Leg

- For pricing on butterfly leaf tables, see page 2 of price list
- Leg tables available with only one 18" butterfly leaf
- 42" is minimum width for butterfly leaf table
- Butterfly leaf tables are not available in custom widths
- Maximum leaf width is 18"

Cabinet Base Tables

- See page 12 for all cabinet base styles
- Cabinet base tables are standard with 1–18" butterfly leaf
- Cabinet base tables are not available with 2 butterfly leaves

BUTTERFLY LEAF TABLES

TRESTLE TABLES



Arlington



Arts & Crafts Trestle



Beaumont



Cambridge



Colebrook



Fremont Trestle



Galena Trestle



Jamestown



Kingsbury Mission Trestle



Liberty Trestle



McCoy



Mission Trestle



Olde Century Mission



Reno Trestle



Sierra



Vancouver Trestle

See page 183 for close-up view
of a Butterfly Table.

- For pricing on butterfly leaf tables, see page 2 of price list
- 42" x 60" & 48" x 60" 1-18" butterfly leaf only due to short base
- 42" x 66", 42" x 72", 48" x 66", & 48" x 72" available with one or two 18" butterfly leaves
- 42" is minimum width for butterfly leaf table
- Butterfly leaf tables are not available in custom widths
- Maximum leaf width is 18"

Butterfly Leaf Tables
TRESTLE TABLES

COLLECTIONS



Arts & Crafts - Pg. 30



Beaumont - Pg. 44



Berkshire - Pg. 50



Canterbury Leg - Pg. 64



Chancellor Single - Pg. 68



Colebrook - Pg. 74

COLLECTIONS



Heidi Cabinet - Pg. 108



Heidi Leg - Pg. 110



Kingsley Single - Pg. 120



Madison Pub - Pg. 132



Manchester - Pg. 134



Newbury - Pg. 146

COLLECTIONS



Olde Century Mission - Pg. 152



Reno Trestle - Pg. 158



Rio Vista Trestle - Pg. 164



Saratoga Trestle - Pg. 168



Wellington Trestle - Pg. 184

COLLECTIONS



Westin - Pg. 186



Xavier Trestle - Pg. 194

THE NATURE OF WOOD

Wood is a product of nature and therefore acts in ways beyond human control. All hardwood has variation in its color and grain. These wood characteristics will put their own unique touch to each piece of solid wood furniture. Even though we go through the same building process, no two pieces will be exactly the same.

Most hardwoods are open grained, causing solid wood furniture to expand and contract with changes in temperature and humidity, even after protective finishes have been applied. These temperature changes may cause the wood to crack or have surface checks. This is not abnormal and these are not considered as flaws, but rather nature's "beauty marks" which make each piece manufactured at West Point Woodworking a truly unique piece of furniture.

Indoor humidity should be kept in the 35-40% range to minimize these effects. Solid wood should be kept away from direct sources of heating and cooling and should not be stored in attics or basements. Direct sunlight and fluorescent fixtures that contain ultraviolet rays can cause chemical changes in wood and finish and therefore should be avoided.

When cared for properly your solid wood furniture will become a piece of timeless beauty, one that will be treasured for generations.

ORDERING INFORMATION

To avoid delays in production and unnecessary phone calls, please provide the following information on all table orders.

1. QUANTITY
2. STYLE
3. SIZE
4. LEAVES: with skirts or without skirts
5. SHAPE OF TOP: if options are available
6. BASE STYLE: single pedestal, double pedestal, leg
7. FEET STYLE: if options are available
8. SELF STORE: if available
9. WOOD SPECIE
10. STAIN COLOR: if available at time of order
11. YOUR PURCHASE ORDER #
12. CUSTOMER NAME
13. YOUR FINISHER...so we know where to ship your tables!

Thank You!

WARRANTY POLICY

At West Point Woodworking we are pleased that you have chosen to invest in hardwood furniture. Our tables are built entirely out of hardwoods from the top to bottom. You will not find any particle board or veneers. We offer a two year warranty on workmanship, materials, and construction methods. If a defect is found in the first two years of when the table was built, and the table has not been abused or improperly cared for, we will repair the table at no cost. If the table has been damaged due to improper care we can still repair the table and will do so at a reasonable fee (usually \$60 or less depending on damage). No warranty on hickory or rustic hickory plank top tables.

Always keep in mind that wood is a natural product and can expand or contract under certain humidity conditions. When the humidity is too high (above 50%) you may see some gaps between the leaves toward the center of the table. If the humidity level drops below 35% you may notice a little gap between the leaves towards the outer edge of the leaves. Most of the time this is nothing to be alarmed about and you may see the table go through this as the seasons change, especially if the house is not humidity controlled. If there is enough expansion or contraction in the table top to actually cause the wood to split, we will repair the table in the first two years unless it was improperly cared for. Finishing and shipping back and forth for repairs is not included in the warranty. If the table splits after two years from the manufacturing date, there will be a minimum charge of \$35 to repair the table and send it to the finish shop. Finishing cost will have to be negotiated between the retail store and the finisher.

ATTENTION TO DETAILS

West Point Woodworking pays attention to special details. Quality and details are important to us. Quality standards are established to ensure trouble free service. Each table is made-to-order and our craftsmen will follow your specifications from start to finish.



Each table is assigned a serial number for tracking purposes should any questions or problems arise.



V-grooved corner block assembly and two bolt leg attachments are part of the quality construction of our tables.



Quarter Sawn is created by using a different sawing technique to expose the different grains in the wood bringing out the flakes that remind us of family heirlooms.



Self-storing tables are designed to conveniently store extra leaves. Quality gear slides are used to help you open your table easily.



Butterfly leaf table option. See pages 14 and 15 for available styles.

OPTIONS

TABLE EDGE DESIGNS



Roundover (5/8")



Bevel



Chamfer



Ogee

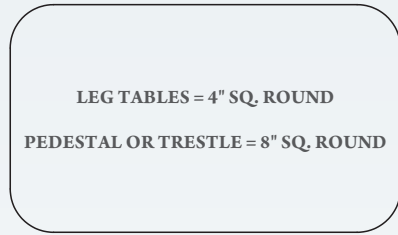


Mission (1/8" Roundover)




Waterfall

TABLE TOP OPTIONS




LEG TABLES = 4" SQ. ROUND
PEDESTAL OR TRESTLE = 8" SQ. ROUND


Square Round




Scallop, Oval or Round



Oval



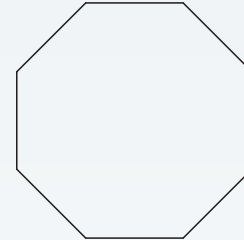
Banquet




Round




8" Clipped Corners
(Also available in 4" and 6" clip)



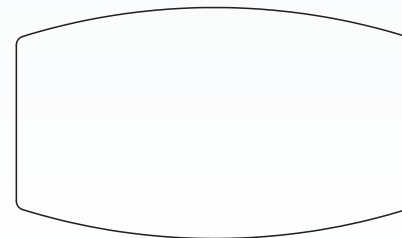
Octagon



Rectangle



Bow End



Boat

INFORMATION

INTERNET POLICY

We require a minimum markup of 100% on the **West Point Finished Wholesale price list**. You may not use our unfinished price list and add your finisher's cost, the price has to be based off of our finished price list! This markup may not include shipping costs. Since shipping needs to be an added cost, you may not promote free shipping of our products on your website. Failure to comply with this policy gives us the right to terminate the dealership.

Example: If a table in our Finished Wholesale price list is \$1,049.00, add 100% to get the minimum advertised price of \$2,098.00.

We firmly believe that the products we are building are far superior to many of the imports and other cheap lines of furniture that are on the market today, and by selling at too low price devalues this level of craftsmanship.

We are pleased that you have chosen to represent our 100% American made products and ask that you promote these products with confidence and truly believe in the product and sell it for what it is worth.

Steve Raber
Owner



CARE OF SOLID WOOD TABLES

If cared for properly your solid hardwood table can give you a lifetime of service and beauty. Here are several care tips that will enhance your solid hardwood table investment:

- Place your table away from radiators, fireplaces, and heating ducts.
- Position table out of direct sunlight or adjust blinds to avoid hour after hour of direct sunlight.
- Control humidity to 40%–45%. In winter use a humidifier, in summer use a dehumidifier or air conditioner.
- Use coasters with non-scratching bottoms.
- Use padding under all sharp, hot, or cold objects.
- Store table leaves in close proximity to table or in the same humidity, avoid storing leaves in damp basements where the leaves may swell.
- Avoid using nail polish remover, alcohol, and other solvents near or on table.

ROUTINE CLEANING AND CARE

DUST CAREFULLY with a soft cloth, following the grain pattern of the wood. Use an old T-shirt, baby diaper or cheesecloth that has been laundered to remove the sizing.

DUST OFTEN to remove everyday abrasive particles from wood surfaces.

CONSIDER CLEANING with a mild non-alkaline soap and water. Use the suds in a damp sponge or cloth, but be sure to pre-test the solution on an out-of-sight section to make sure it doesn't damage the finish. Dry immediately with a soft cloth and buff lightly, following the grain.

DON'T WAX or use any polish that contains any silicones! Catalyzed heat and moisture resistant finishes don't need additional polish, but if you want to use a polish we recommend Guardsman Furniture Polish.

REAL OR IMITATION?

Not sure if you're buying solid hardwood or a chip imitation? A check point is the glue joints. Put your finger on a glue joint and trace it along the top of the surface, over the edge, and to the underside. If the line disappears its probably an imitation. Solid hardwood joints on the other hand can be traced across the top, the side and the underside.

SELF STORE:

Please refer to price list first to see if any specific self-store rules apply to that table style. If no additional info is listed, you may use this page as a general guide. Please note that custom sizes and changing the top shape can affect self-store capabilities.

In an effort to clear up some confusion that can go with self storing tables, we are providing a general list of table sizes, shape and styles where self storing works or does not work. Always keep in mind when you are selling a table and self storing is requested, there are two major factors in self storing:

- 1) pedestal or trestle base mounting plate size and spacing
- 2) the length of the table slide required to accommodate the amount of leaves needed for the table.

Here is one example of a very common size table that gets ordered self store, but it cannot self store four leaves: 42" x 66" OVAL, 4 leaves. Most people have a tendency to think that the three leaf version can self store all three of the leaves, so it shouldn't be a problem to store four leaves on a four leaf table, however this does not work because for a four leaf table, our slide is 12" longer than on a three leaf table, which forces us to move the slides closer together so they fit between the table skirts. Then there is not enough space between the slides to store more than two leaves.

GENERAL INFORMATION

TRESTLE TABLES WITH RECTANGLE OR BOW END TOPS

- 42" x 60" stores up to 4 leaves, ALL unskirted
- 42" x 66" and 42" x 72" stores up to 4 leaves, 2 with skirts, 2 without
- 48" x 60" stores up to 4 leaves, 2 with skirts, 2 without
- 48" x 66" and 48" x 72" stores up to 4 leaves, ALL unskirted

TRESTLE TABLES WITH BOAT SHAPE TOPS

- 42" x 60"-1, 2, 3 and 4 leaf tables can only self store 2 leaves BOTH without skirts
- 42" x 66" and 42" x 72"-1, 2, 3 and 4 leaf tables can only self store 2 leaves, 1 with skirt, 1 without. If a 2, 3, or 4 leaf table is ordered with self store, the last leaf will be unskirted.
- 48" x 60" stores up to 4 leaves, 2 with skirt, 2 without
- 48" x 66" and 48" x 72" stores up to 4 leaves, ALL unskirted

SQUARE ROUND TABLES

- ALL square round double pedestal tables can self store up to 4 leaves, 2 with skirt, 2 without.

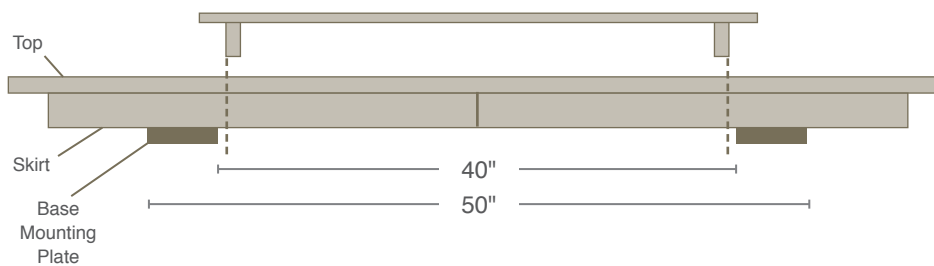
****NOTE: SQUARE OR ROUND TABLES CANNOT SELF STORE ANY LEAVES!**

DOUBLE PEDESTAL TABLES WITH OVAL AND BANQUET TOPS

- 42" x 54" stores up to 2 leaves, 1 with skirt, 1 without
- 48" x 54"-48" w leaf does not fit inside of a 54" long oval top
- 42" x 60"-1, 2 and 3 leaf oval tables store 2 leaves, 1 with skirt, 1 without
- 42" x 60"-1, 2 and 3 leaf banquet tables store 2 skirted leaves
- 42" x 60"-4 leaf table cannot store any leaves
- 42" x 66"-1, 2 and 3 leaf tables store up to 3 leaves, 2 with skirts, 1 without
- 42" x 66"-4 leaf table can store 2 leaves, 1 with skirt and 1 without.
- 42" x 72"-1, 2 and 3 leaf tables store up to 3 leaves, 2 with skirts, 1 without
- 42" x 72"-4 leaf table can only store 2 leaves, 1 with skirt, 1 without
- 48" x 60"-1, 2, and 3 leaf tables can only store 2 leaves, 1 with skirt, 1 without
- 48" x 60"-4 leaf table cannot store any leaves
- 48" x 66"-1, 2, and 3 leaf tables store up to 3 leaves, 2 with skirts, 1 without
- 48" x 66"-4 leaf table can only store 2 leaves, 1 with skirt, 1 without
- 48" x 72" self stores up to 4 leaves, 2 with skirts, 2 without

SELF STORE: TRESTLE TABLES

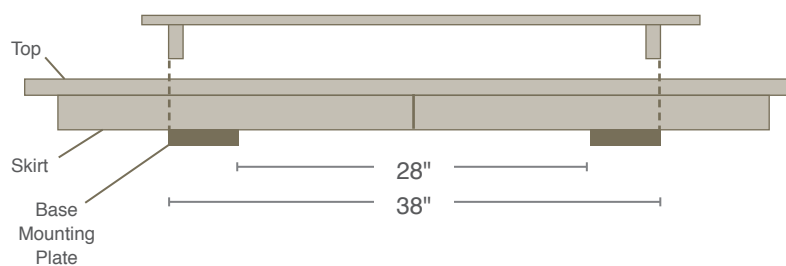
42" Leaf (Skirts fit between plates)



Side View of:
42" x 66" and 42" x 72" Trestle Table

- Can store up to 4 leaves,
2 with skirt, 2 without

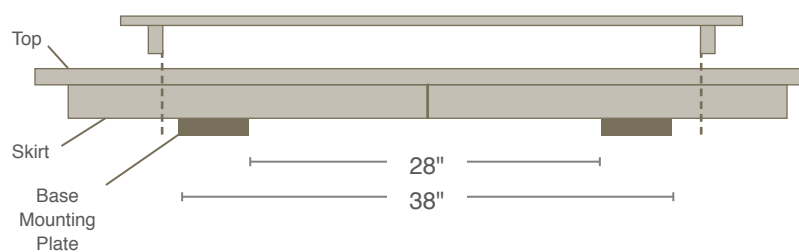
42" Leaf (Skirts come on top of the plates)



Side View of:
42" x 60" Trestle Table

- Can store up to 4 leaves,
ALL unskirted

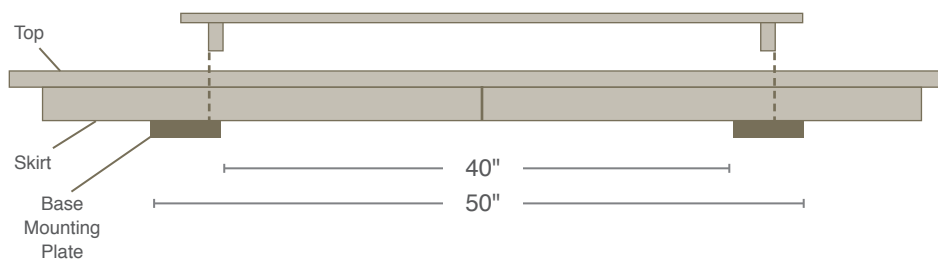
48" Leaf (Skirts go on the outside of the plates)



Side View of:
48" x 60" Trestle Table

- Can store up to 4 leaves,
2 with skirt, 2 without

48" Leaf (Skirts come on top of the plates)



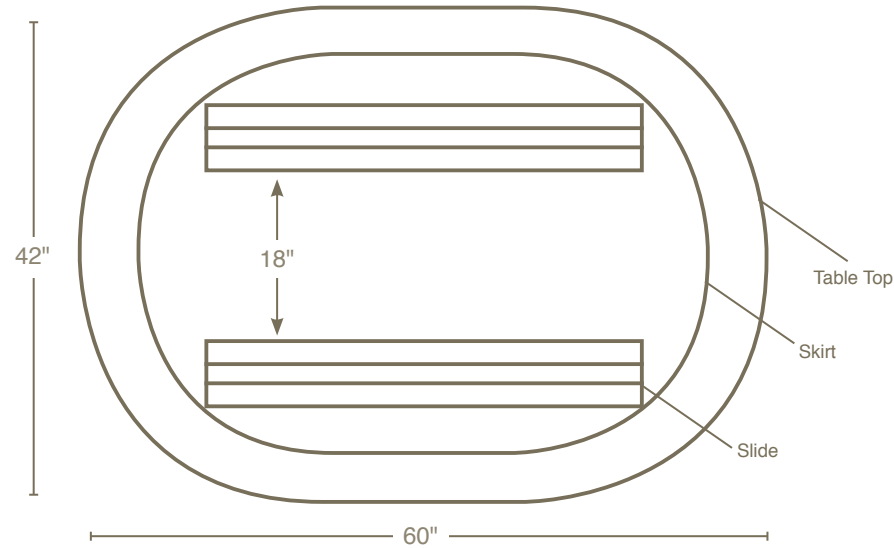
Side View of:
48" x 66" and 48" x 72" Trestle Table

- Can store up to 4 leaves,
ALL unskirted

SELF STORE

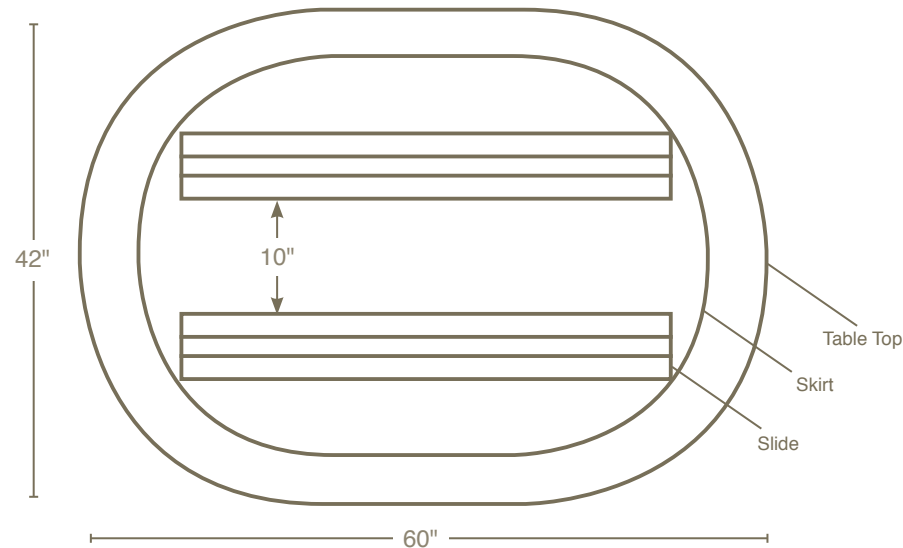
Here are several examples of oval tables that can or cannot self store.

Bottom view of table:



42" x 60" – 3 Leaves.

Only 1 leaf fits between the slides, so table can only store 2 leaves. 1 leaf on top of the other, 1 with skirt, 1 without.



42" x 60" – 4 Leaves.

Tables slide is 50" long and the table is only 60" long and with the oval shape it pushes the slides in so that there is only 10" max between the slides, therefore this table CANNOT store any of the 4 leaves.

The drawings on the opposite page hold true for 42" x 66" 3 and 4 leaf tables as far as the length of the slides, however a 42" x 66" 3 leaf double pedestal table has enough space between the slide to store 2 leaves side by side and 1 on top, 2 with skirts, 1 without.

When a 4 leaf slide is used on a 42" x 66" 4 leaf table the slides have to be moved in because of the oval shape which then will only allow 18" between the slides, therefore this table can only store 2 leaves, 1 with skirt, 1 without. The 2 leaves that cannot store will be skirted.

There are more examples that could be shown here, but we hope our efforts to list the basic "rules" of self storing will help our dealers and their customers to understand why some tables self store leaves and others do not.

LOCKS

Leverlocks: All tables are standard with a leverlock in the center of the table, however ANY table that is ordered with the self store feature will not have a leverlock unless it is special ordered. The lock is removed so that the "catch" part of the lock does not scratch the leaves as they are being put in the self store position.

Leaf Locks: We offer two different types of locks. We have a sash lock and a spring lock. If leaf locks are needed we prefer using the spring lock. These locks are more user friendly and adjust better to any movement that may occur naturally with wood products.

PLEASE NOTE: If self storing and leaf locks are options that your customer is requesting, we highly recommend that they decide which of the 2 options is the most important to them. On certain models of tables, the locks will be right on the plate which takes away space to store 2 leaves on top of each other. As a manufacturer of tables we do not recommend any type of leaf lock, as it is just another piece of hardware that can scratch your beautiful hardwood table.

RUSTIC WOODS

When ordering Rustic Wood tables, please be aware that these tables come standard with filled knots on the table top. We make no guarantees of the size or type of knots that a table has. If you want open knots, please specify.



Small
Open Knot



Small Knot
with Black
Epoxy



Large
Open Knot



Medium
Open Knot



Medium
Knot with
Black Epoxy



Live Edge Tops
will have
Open Knots

Available Sizes:

- 48" Round
- 54" Round

Up to 3 Leaves

- 60" Round

Up to 2 Leaves

ALBANY

- 1" round top is standard
- Ogee edge is standard
- Base standard as shown with levelers
- Available in Oak, Cherry, Quarter Sawn White Oak, Brown Maple & Rustic Cherry
- Quarter Sawn White Oak tables will have regular White Oak base
- 42" round not recommended due to base size



Available Sizes:

- 42" x 60"
- 42" x 66"
- 42" x 72"
- 48" x 60"
- 48" x 66"
- 48" x 72"

Up to 4 Leaves

ARLINGTON

- 1" rectangle top is standard
- Mission edge is standard
- Base standard as shown with levelers
- Available in Oak, Cherry, Quarter Sawn White Oak, Brown Maple & Rustic Cherry
- Quarter Sawn White Oak tables will have Quarter Sawn White Oak base



ARTS & CRAFTS

*Top shown in Quarter Sawn White Oak with Michael's
Cherry stain. Base shown in Brown Maple with black paint.
Shown with RH Yoder 24" Madison Bar Stools and Hoosier
Crafts Arts & Crafts Wine Cabinet.*



Available Sizes:

■ 48" Round

■ 54" Round

Up to 3 Leaves

■ 60" Round

Up to 2 Leaves

■ 72" Round

Round Solid Top
Only

ARTS & CRAFTS

■ 1" round top is standard

■ Bevel edge is standard

■ Levelers standard

■ Available in Oak, Cherry, Quarter Sawn White Oak, Brown Maple & Rustic Cherry

■ Quarter Sawn White Oak tables will have regular White Oak base

■ Shown with optional Lazy Susan



Available Sizes:

- 42" x 42"
- 42" x 48"
- 42" x 54"
- 48" x 48"
- 48" x 54"

With Solid Top,
1-12" Leaf, or
1-18" Butterfly Leaf



ARTS & CRAFTS CABINET

- 1" bow end top is standard
- Bevel edge is standard
- Standard with 1-18" Butterfly leaf
- Available in Oak, Cherry, Quarter Sawn White Oak, Brown Maple & Rustic Cherry
- Cabinet base is 26 1/2" w x 24" d
- 36" high is standard. Also available in 30" & 42" h (30" h only has 2 drawers)
- D925-BL Hardware is standard



Available Sizes:

- 48" Round
- 54" Round

Up to 3 Leaves

- 60" Round

Up to 2 Leaves

ARTS & CRAFTS PUB

- 1" round top is standard
- Bevel edge is standard
- Levelers standard
- Available in Oak, Cherry, Quarter Sawn White Oak & Brown Maple
- Quarter Sawn White Oak tables will have regular White Oak base



Available Sizes:

- 42" x 60"
- 42" x 66"
- 42" x 72"
- 48" x 60"
- 48" x 66"
- 48" x 72"

Up to 4 Leaves

ARTS & CRAFTS TRESTLE

- 1" top with Bevel edge is standard
- Banquet style top standard—also available in rectangle top (please specify)
- Trestle base - 26" wide
- Available in Oak, Cherry, Quarter Sawn White Oak & Brown Maple
- Quarter Sawn White Oak tables will have regular White Oak base



Available Sizes:

- 12 ½" x 24"
- 12 ½" x 36"

Solid Top Only

- 12 ½" x 48"
- 12 ½" x 60"
- 12 ½" x 72"

Solid Top or up to 4 Leaves

ARTS & CRAFTS BENCH

- 1" top with Mission edge
- 18" high
- Leaf storage box to store all 4 leaves
- Available in Oak, Cherry, Quarter Sawn White Oak, Brown Maple & Rustic Cherry
- Quarter Sawn White Bench will have regular White Oak base



Available Sizes:

- 36" x 54"
- 36" x 60"
- 36" x 66"
- 42" x 54"
- 42" x 60"
- 42" x 66"

Solid Top only

ASHEVILLE

- 1" rectangle top with grain lengthwise is standard
- 1" radius corner & Mission edge is standard
- 3" x 3" x 29" straight legs are standard
- 18" x 20" drawer is standard
- Available in Oak, Cherry, Quarter Sawn White Oak, Brown Maple & Rustic Cherry
- See price list for optional leg prices

LEG STYLES



- | | |
|-------------------|------------------|
| A Round Shaker | E Country Reeded |
| B Traditional | F Shaker |
| C Country | G Belmont Reeded |
| D Country Diamond | H Belmont Rope |



Available Sizes:

- 12 ½" x 42"
- 12 ½" x 48"
- 12 ½" x 54"
- 12 ½" x 60"
- 12 ½" x 66"

Solid Top only

ASHEVILLE BENCH

- 1" hinged top is standard
- Mission edge is standard
- Storage compartment standard
- Available in Oak, Cherry, Quarter Sawn White Oak, Brown Maple & Rustic Cherry



Available Sizes:

- 42" x 60"
- 42" x 66"
- 42" x 72"
- 48" x 60"
- 48" x 66"
- 48" x 72"

Up to 3-16" Leaves

AUSTIN

- 1 3/8" plank top with Mission edge is standard
- Tongue & groove breadboards with dowel pin & wedge construction
- Base standard as shown with levelers
- Available in Oak, Cherry, Quarter Sawn White Oak, Brown Maple & Rustic Cherry
- Not available in Hickory, Rustic Hickory, or Grey Elm
- Quarter Sawn White Oak tables will have Quarter Sawn White Oak base
- Recommended chair: Austin from Artisan Chairs



Available Sizes:

- 42" x 72"
- 48" x 72"

Up to 4 Leaves

BARRINGTON DOUBLE

- 1¼" rectangle top with 1" radius corner & Mission edge
- Base standard as shown (has levelers)
- Available in Oak, Cherry, Brown Maple, Quarter Sawn White Oak & Rustic Cherry
- Quarter Sawn White Oak tables will have regular White Oak base



Available Sizes:

- 48" Round
- 54" Round
- 60" Round

Up to 2-12" Leaves

BARRINGTON SINGLE

- 1¼" round top with Mission edge
- Base standard as shown (has levelers)
- 42" Round not recommended due to base size
- Available in Oak, Cherry, Brown Maple, Quarter Sawn White Oak & Rustic Cherry
- Quarter Sawn White Oak tables will have regular White Oak base



Available Sizes:

- 42" x 42"
- 42" x 48"
- 42" x 54"
- 48" x 48"
- 48" x 54"

With Solid Top,
1-12" Leaf, or
1-18" Butterfly Leaf

BASSETT CABINET

- 1" top with 6" clip corner and Mission edge
- Standard with 1-18" Butterfly leaf
- Available in Oak, Cherry, Quarter Sawn White Oak, Brown Maple & Rustic Cherry
- Cabinet base is 26" w x 24" d (No options on cabinet size)
- 36" high is standard. Also available in 30" & 42" h (30" h has no drawer)
- 1586-ORB hardware is standard



Available Sizes:

- 42" x 60"
- 42" x 66"
- 42" x 72"
- 48" x 60"
- 48" x 66"
- 48" x 72"

Up to 4 Leaves

BAYTOWN DOUBLE

- 1" bow end top is standard
- Waterfall edge standard
- 2 ½" straight skirt
- Base standard as shown with levelers
- Available in Oak, Cherry, Quarter Sawn White Oak, Brown Maple & Rustic Cherry
- Quarter Sawn White Oak tables will have regular White Oak base



Available Sizes:

- 42" Round
- 48" Round

Up to 3 Leaves

- 54" Round

Up to 2 Leaves

- 36" x 48" Oval
- 42" x 54" Oval

Up to 2 Leaves

BAYTOWN SINGLE

- 1" round top with Waterfall edge is standard
- Also available in oval top
- Base standard as shown with levelers
- Available in Oak, Cherry, Quarter Sawn White Oak, Brown Maple & Rustic Cherry
- Quarter Sawn White Oak tables will have regular White Oak base



BEAUMONT

*Shown in Quarter Sawn White Oak with
Asbury stain. Shown with Artisan Beaumont Chairs and
Hoosier Crafts Manitoba Server.*



Available Sizes:

- 42" x 60"
- 42" x 66"
- 42" x 72"
- 48" x 60"
- 48" x 66"
- 48" x 72"

Up to 4 Leaves

BEAUMONT

- 1" thick rectangle top with Mission edge
- Base standard as shown with levelers
- Available in Oak, Cherry, Quarter Sawn White Oak, Brown Maple & Rustic Cherry
- Quarter Sawn White Oak tables will have Quarter Sawn White Oak base
- Recommended chair: Beaumont from Artisan Chairs



Available Sizes:

- 12 ½" x 24"
- 12 ½" x 36"

Solid Top Only

- 12 ½" x 48"
- 12 ½" x 60"
- 12 ½" x 72"

Solid Top or up to 4 Leaves

BEAUMONT BENCH

- 1" top with Mission edge
- 18" high
- Leaf storage box to store all 4 leaves
- Available in Oak, Cherry, Quarter Sawn White Oak, Brown Maple & Rustic Cherry



Available Sizes:

- 42" x 42"
- 42" x 48"
- 42" x 54"
- 48" x 48"
- 48" x 54"

With Solid Top,
1-12" Leaf, or
1-18" Butterfly Leaf

BEAUMONT CABINET

- 1" top with 1" radius corners and Mission edge is standard
- Standard with 1-18" Butterfly leaf
- Available in Oak, Cherry, Quarter Sawn White Oak, Brown Maple & Rustic Cherry
- Cabinet base is 26" w x 26" d (No options on cabinet size)
- 36" high is standard. Also available in 30" & 42" h (30" h only has 2 drawers)
- 55271-BBR hardware is standard



Available Sizes:

- 42" x 60"
- 42" x 66"
- 42" x 72"
- 48" x 60"
- 48" x 66"
- 48" x 72"

Up to 3-16" Leaves

BENSON

- 1 3/8" rectangle top with Mission edge is standard
- Plank top with random width boards
- Tongue & groove breadboards with dowel pin & wedge construction
- 3 1/2" straight skirt
- 4 1/2" x 4 1/2" 2 sided tapered leg
- Available in Oak, Cherry, Quarter Sawn White Oak, Brown Maple & Rustic Cherry
- Not available in Hickory, Rustic Hickory, or Grey Elm
- Recommended chair: Jacoby from F&N Woodworking



Available Sizes:

- 12 ½" x 48"
- 12 ½" x 60"
- 12 ½" x 72"

Up to 3-16" Leaves

BENSON BENCH

- 1 ⅜" plank top with random width boards & Mission edge
- Tongue & groove breadboards with dowel pin construction
- Standard with up to 3-16" leaves (no options on leaf size)
- Includes leaf storage box that stores all 3 leaves
- 2 sided tapered shaker legs
- Available in Oak, Cherry, Quarter Sawn White Oak, Brown Maple & Rustic Cherry
- Not available in Hickory, Rustic Hickory, or Grey Elm



BERKSHIRE

*Shown in Brown Maple with Coffee stain.
Shown with Artisan Berkshire Reeded Chairs and
Hoosier Crafts Berkshire Hutch.*



Available Sizes:

- 42" x 60"
- 42" x 66"
- 42" x 72"
- 48" x 60"
- 48" x 66"
- 48" x 72"

Up to 4 Leaves

BERKSHIRE

- 1 ¼" thick smooth top with Mission edge and 1" corner radius is standard
- 4 ½" leg standard as shown, optional reeded leg
- 3 ½" straight skirt
- Available in Oak, Cherry, Quarter Sawn White Oak, Brown Maple & Rustic Cherry
- Recommended chair: Berkshire from Artisan Chairs



Berkshire Reeded

Available Sizes:

- 54" Round
- 60" Round

Up to 2 Leaves

BRADFORD SINGLE

- 1 ¼" round top with Waterfall edge is standard
- Base size is 23" w x 23" d
- Base standard as shown with levelers
- Available in Oak, Cherry, Quarter Sawn White Oak, Brown Maple & Rustic Cherry
- Quarter Sawn White Oak tables will have regular White Oak base



Available Sizes:

■ 42" Round

Up to 2 Leaves

■ 48" Round

■ 54" Round

Up to 4 Leaves

BRADY LEG

- 1" round top is standard
- Mission edge is standard
- Legs standard as shown (no options)
- Available in Oak, Cherry, Quarter Sawn White Oak & Brown Maple
- Not available in pub height



Available Sizes:

- 42" x 60"
- 42" x 66"
- 42" x 72"
- 48" x 60"
- 48" x 66"
- 48" x 72"

Up to 4-12" Leaves

BRIDGEPORT

- 1" rectangle top with reverse Chamfer edge is standard
- 3" skirt with Chamfer edge on bottom of skirt
- No gap cover (not available)
- Base standard as shown with levelers
- Available in Oak, Cherry, Quarter Sawn White Oak, Brown Maple & Rustic Cherry
- Quarter Sawn White Oak tables will have regular White Oak base
- Recommended chair: Bridgeport from Artisan Chairs



Available Sizes:

- 12 ½" x 24"
- 12 ½" x 36"

Solid Top Only

- 12 ½" x 48"
- 12 ½" x 60"
- 12 ½" x 72"

Solid Top or up to 4 Leaves

BRIDGEPORT BENCH

- 1" top with Mission edge
- 18" high
- Leaf storage box to store all 4 leaves
- Available in Oak, Cherry, Quarter Sawn White Oak, Brown Maple & Rustic Cherry



Available Sizes:

- 12 ½" x 24"
- 12 ½" x 36"

Solid Top Only

- 12 ½" x 48"
- 12 ½" x 60"
- 12 ½" x 72"

Solid Top or up to 4 Leaves

BROADWAY BENCH

- 1" bow end top with Mission edge
- 18" high
- Leaf storage box to store all 4 leaves
- Available in Oak, Cherry, Quarter Sawn White Oak, Brown Maple & Rustic Cherry



Available Sizes:

- 42" x 60"
- 42" x 66"
- 42" x 72"
- 48" x 60"
- 48" x 66"
- 48" x 72"

Up to 4 Leaves

BROADWAY LEG

- 1" bow end top is standard
- Mission edge is standard
- 3 1/2" skirt standard as shown
- Curved legs standard as shown
- Available in Oak, Cherry, Quarter Sawn White Oak & Brown Maple



Available Sizes:

- 48" Round
- 54" Round

Up to 3 Leaves

- 60" Round

Up to 2 Leaves

- 72" Round

Round Solid Top
Only

BROOKVILLE

- 1" round top with Bevel edge standard
- Base standard as shown with levelers
- Available in Oak, Cherry, Quarter Sawn White Oak & Brown Maple
- Quarter Sawn White Oak tables will have Quarter Sawn White Oak base
- Recommended chair: Brookville from Artisan Chairs
- Shown in 30" height



Available Sizes:

- 48" Round
- 54" Round

Up to 3 Leaves

- 60" Round

Up to 2 Leaves

BROOKVILLE PUB

- 1" round top with Bevel edge standard
- Base standard as shown with levelers
- Available in Oak, Cherry, Quarter Sawn White Oak & Brown Maple
- Quarter Sawn White Oak tables will have Quarter Sawn White Oak base
- Shown in 36" height



Available Sizes:

- 48" Round
- 54" Round
- 60" Round

Up to 2 Leaves

- 72" Round

Round Solid Top
Only

BURLINGTON SINGLE

- 1 ¼" round top with Waterfall edge is standard
- 13" pedestal standard with 48" & 54" top, 15" pedestal standard with 60" & 72" top
- Base standard as shown with levelers
- Available in Oak, Cherry, Quarter Sawn White Oak, Brown Maple & Rustic Cherry
- Quarter Sawn White Oak tables will have Quarter Sawn White Oak base
- 42" round not available due to base size
- Recommended chair: Ramsey from F&N Woodworking



Available Sizes:

- 42" x 60"
- 42" x 66"
- 42" x 72"
- 48" x 60"
- 48" x 66"
- 48" x 72"

Up to 4 Leaves

CAMBRIDGE

- 1" rectangle top with Mission edge is standard
- 2 ½" straight skirt
- Base standard as shown with levelers
- Available in Oak, Cherry, Quarter Sawn White Oak, Brown Maple & Rustic Cherry
- Quarter Sawn White Oak tables will have regular White Oak base



Available Sizes:

- 12 ½" x 24"
- 12 ½" x 36"

Solid Top Only

- 12 ½" x 48"
- 12 ½" x 60"
- 12 ½" x 72"

Solid Top or up to 4 Leaves

CAMBRIDGE BENCH

- 1" top with Mission edge
- 18" high
- Leaf storage box to store all 4 leaves
- Available in Oak, Cherry, Quarter Sawn White Oak, Brown Maple & Rustic Cherry





CANTERBURY LEG

Shown in Grey Elm with Michael's Cherry stain and Brown Maple base with Onyx stain. Shown with Canterbury chairs from Artisan Chairs.



Available Sizes:

- 42" x 60"
- 42" x 66"
- 42" x 72"
- 48" x 60"
- 48" x 66"
- 48" x 72"

Up to 4 Leaves

CANTERBURY LEG

- 1" Canterbury top with Waterfall edge is standard
- 3 ½" arched skirt
- Base standard as shown with levelers
- Available in Oak, Cherry, Quarter Sawn White Oak & Brown Maple
- Recommended chair: Canterbury from Artisan Chairs



Available Sizes:

- 48" Round
- 54" Round

Up to 2-16" Leaves

CARSON SINGLE

- 1 3/8" round random width grooved top with Mission edge
- Tongue & groove breadboards with dowel pin & wedge construction
- Base standard as shown with levelers
- Available in Oak, Cherry, Quarter Sawn White Oak, Brown Maple & Rustic Cherry
- Not available in Hickory, Rustic Hickory, or Grey Elm
- Quarter Sawn White Oak tables will have regular White Oak base
- Recommended chair: Cameron from Artisan Chairs



Available Sizes:

- 42" x 72"
- 48" x 72"

Up to 4 Leaves

CHANCELLOR DOUBLE

- 1" banquet top with Bevel edge is standard
- Base standard as shown with levelers
- Available in Oak, Cherry, Quarter Sawn White Oak & Brown Maple
- Quarter Sawn White Oak tables will have regular White Oak base



CHANCELLOR SINGLE

*Shown in Brown Maple with Rich Tobacco stain.
Shown with F&N Woodworking Brookfield Chairs and
Hoosier Crafts Rober Buffet.*



Available Sizes:

- 42" Round
- 48" Round

Up to 3 Leaves

- 54" Round

Up to 2 Leaves

CHANCELLOR SINGLE

- 1" round top with Bevel edge is standard
- Base standard as shown with levelers
- Available in Oak, Cherry, Quarter Sawn White Oak & Brown Maple
- Quarter Sawn White Oak tables will have regular White Oak base



Available Sizes:

- 42" x 60"
- 42" x 66"
- 42" x 72"
- 48" x 60"
- 48" x 66"
- 48" x 72"

Up to 3-16" Leaves

CHESAPEAKE

- 1 3/8" rectangle top with Mission edge
- Plank top is standard
- 16" leaves standard (no options on leaf size)
- Tongue & groove breadboards with dowel pin & wedge construction
- Also available in 1" thick smooth top (specify)
- Base standard as shown with levelers
- Available in Oak, Cherry, Quarter Sawn White Oak, Brown Maple & Rustic Cherry
- Not available in Hickory, Rustic Hickory, or Grey Elm
- Quarter Sawn White Oak tables will have regular White Oak base
- Recommended chair: Chesapeake from RH Yoder



Available Sizes:

- 14" x 48"
- 14" x 60"
- 14" x 72"

Up to 3-16" Leaves

CHESAPEAKE BENCH

- 1 3/8" Plank top with Mission edge
- Tongue & groove breadboards with dowel pin construction
- Standard with 16" leaves (no options on leaf size)
- Includes leaf storage box
- Available in Oak, Cherry, Quarter Sawn White Oak, Brown Maple & Rustic Cherry
- Not available in Hickory, Rustic Hickory, or Grey Elm



Available Sizes:

- 42" x 80"
- 48" x 80"

Only Sizes Available

CHESTERTON

- 1 3/8" plank style top with Mission edge is standard
- End pieces on top are tongue & groove construction with 1/2" dowel-pins & wedges for strength & character
- Base standard as shown
- Available in Oak, Cherry, Quarter Sawn White Oak & Brown Maple
- Not available in Hickory, Rustic Hickory, or Grey Elm
- Quarter Sawn White Oak tables will have regular White Oak base



Available Sizes:

- 42" x 60"
- 42" x 66"
- 48" x 60"
- 48" x 66"

**Up to 4 Self
Storing Leaves**

(Not Available with Leaf Skirts)

**No Other Sizes
Available**

COVINGTON

- 1" rectangle top with Mission edge standard
- 5" skirt standard as shown (no options)
- Self store compartment with solid wood ship-lap bottom
- 3" x 3" tapered legs stay stationary like trestle tables when top opens
- Available in Oak, Cherry, Quarter Sawn White Oak & Brown Maple
- Recommended chair: Aspen from F&N Woodworking



COLEBROOK

*Shown in Quarter Sawn White Oak with
Michael's Cherry stain. Shown with RH Yoder Colebrook
Chairs and Hoosier Crafts Colebrook Hutch.*



Available Sizes:

- 42" x 60"
- 42" x 66"
- 42" x 72"
- 48" x 60"
- 48" x 66"
- 48" x 72"

Up to 4 Leaves

COLEBROOK

- 1" boat shape top with Bevel edge is standard
- Black inlay in top & base
- Available in Oak, Cherry, Quarter Sawn White Oak & Brown Maple
- Quarter Sawn White Oak tables will have Quarter Sawn White Oak base
- Recommended chair: Colebrook from RH Yoder



Available Sizes:

- 12 ½" x 24"
- 12 ½" x 36"

Solid Top Only

- 12 ½" x 48"
- 12 ½" x 60"
- 12 ½" x 72"

Solid Top or up to 4 Leaves

COLEBROOK BENCH

- 1" top with Mission edge
- 18" high
- Leaf storage box to store all 4 leaves
- Available in Oak, Cherry, Quarter Sawn White Oak, Brown Maple & Rustic Cherry



Available Sizes:

- 42" x 42"
- 42" x 48"
- 42" x 54"
- 48" x 48"
- 48" x 54"

With Solid Top,
1-12" Leaf, or
1-18" Butterfly Leaf



COLEBROOK CABINET

- 1" top with 1" radius corner and black inlay
- Bevel edge is standard
- Standard with 1-18" Butterfly leaf
- Available in Oak, Cherry, Quarter Sawn White Oak, Brown Maple & Rustic Cherry
- Cabinet base size is 26" x 24" (no options)
- 36" high is standard. Also available in 30" & 42" h (30" h only has 2 drawers)
- 1586-ORB hardware is standard



Available Sizes:

- 42" Round
- 48" Round

Up to 3-12" Leaves

- 54" Round

Up to 2-12" Leaves

DANBURY

- 1" round top with Ogee edge is standard
- Base standard as shown with levelers
- Available in Oak, Cherry, Quarter Sawn White Oak & Brown Maple




Available Sizes:

- 30" x 42"
- 33" x 42"
- 36" x 42"
- 30" x 48"
- 33" x 48"
- 36" x 48"

Solid Top Only

DAYTON LEG

- 1" smooth rectangle top with grain lengthwise and Mission edge is standard
- Shown with optional saw marks and grooves
- 2 ½" x 2 ½" x 29" taper shaker legs standard
- Available in Oak, Cherry, Quarter Sawn White Oak, Brown Maple & Rustic Cherry



Available Sizes:

- 42" x 60"
- 42" x 66"
- 42" x 72"
- 48" x 60"
- 48" x 66"
- 48" x 72"

Up to 4 Leaves

DENVER LEG

- 1" rectangle top is standard
- Bevel edge is standard
- 2 ½" straight skirt standard
- Non-g geared wooden slides
- Available in Oak, Cherry, Quarter Sawn White Oak & Brown Maple



Available Sizes:

- 12 ½" x 24"
- 12 ½" x 36"

Solid Top Only

- 12 ½" x 48"
- 12 ½" x 60"
- 12 ½" x 72"

Solid Top or up to 4 Leaves

DENVER BENCH

- 1" top with Mission edge
- 18" high
- Leaf storage box to store all 4 leaves
- Available in Oak, Cherry, Quarter Sawn White Oak, Brown Maple & Rustic Cherry



Available Sizes:

- 36" x 42"
- 36" x 48"
- 36" x 54"
- 42" x 42"
- 42" x 48"
- 42" x 54"

Up to 4 Leaves

DOVER LEG

- 1" rectangle top with Mission edge standard
- 2 1/2" straight skirt
- 2 1/2" x 2 1/2" x 29" taper shaker legs standard
- Available in Oak, Cherry, Quarter Sawn White Oak, Brown Maple & Rustic Cherry



Available Sizes:

- 42" x 60"
- 42" x 66"
- 42" x 72"
- 48" x 60"
- 48" x 66"
- 48" x 72"

Up to 4 Leaves

(Not Available in
42" x 60" Oval)

DUTCH DOUBLE

- 1" top with 8" square round is standard
- Roundover edge is standard
- Base standard as shown with levelers
- Only self-stores unskirted leaves
- Available in Oak, Cherry Quarter Sawn White Oak & Brown Maple
- Quarter Sawn White Oak tables will have regular Oak base



Available Sizes:

- 42" Round
- 48" Round

Up to 2-12" Leaves

EASTON SINGLE

- 1" round top with Waterfall edge
- Base standard as shown (has levelers)
- Available in Oak, Cherry, Brown Maple, Quarter Sawn White Oak & Rustic Cherry
- Quarter Sawn White Oak tables will have regular White Oak base



Available Sizes:

- 42" x 60"
- 42" x 66"
- 42" x 72"
- 48" x 60"
- 48" x 66"
- 48" x 72"

Up to 4 Leaves

ESTATE DOUBLE

- 1" square round top with 4" corner radius
- Also available in oval top (please specify)
- 3" x 3" corner blocks standard as shown
- Bevel edge is standard
- Standard feet as shown with levelers
- Available in Oak, Cherry, Quarter Sawn White Oak & Brown Maple
- Quarter Sawn White Oak tables will have regular White Oak base



Available Sizes:

- 42" x 54"
- 42" x 60"

Up to 2 Leaves

- 42" Round
- 48" Round

Up to 3 Leaves

- 54" Round

Up to 2 Leaves

ESTATE OVAL

- 1" oval top is standard
- Bevel edge is standard
- Feet standard as shown with levelers
- Available in Oak, Cherry, Quarter Sawn White Oak & Brown Maple
- Quarter Sawn White Oak tables will have regular White Oak base



Available Sizes:

- 42" x 60"
- 42" x 66"
- 42" x 72"
- 48" x 60"
- 48" x 66"
- 48" x 72"

Up to 4 Leaves

ETHAN

- 1" rectangle top with Mission edge is standard
- 4 1/2" straight skirt with molding, standard as shown
- 3" x 3" tapered leg with molding, standard as shown
- Available in Oak, Cherry, Quarter Sawn White Oak & Brown Maple
- Not available with boat shape top



Available Sizes:

- 42" x 60"
- 42" x 66"
- 42" x 72"
- 48" x 60"
- 48" x 66"
- 48" x 72"

Up to 4 Leaves

FARMHOUSE LEG

- 1" rectangle top is standard
- Mission edge is standard
- 2 ½" skirt standard as shown
- Non-gearwood slides standard
- Legs standard as shown
- Available in Oak, Cherry, Quarter Sawn White Oak & Brown Maple



Available Sizes:

- 42" x 60"
- 42" x 66"
- 42" x 72"
- 48" x 60"
- 48" x 66"
- 48" x 72"

Up to 4 Leaves

FLUTED DOUBLE


- Oval top is standard, square round top is available
- Roundover edge is standard
- Bow Sheaf or Fluted Spindle rail are available – please specify
- Cabriole feet standard with fluted pedestal
- Claw feet are available, all feet standard with levelers
- Available in Oak, Cherry, Quarter Sawn White Oak & Brown Maple
- Quarter Sawn White Oak tables will have Oak base



Bow Sheaf



Fluted Spindle Rail



Claw Feet
(used with Fluted Pedestal)



Cabriole
(used with Fluted Pedestal)

Available Sizes:

- 42" x 60"
- 42" x 66"
- 42" x 72"
- 48" x 60"
- 48" x 66"
- 48" x 72"

Up to 4 Leaves

FREMONT LEG

- 1" rectangle top with Bevel edge is standard
- 2 ½" straight skirt
- Leg standard as shown
- Available in Oak, Cherry, Quarter Sawn White Oak, Brown Maple & Rustic Cherry



Available Sizes:

- 42" x 60"
- 42" x 66"
- 42" x 72"
- 48" x 60"
- 48" x 66"
- 48" x 72"

Up to 4 Leaves

FREMONT TRESTLE

- 1" top with 1" corner radius and Bevel edge is standard
- Base standard as shown with levelers
- Available in Oak, Cherry, Quarter Sawn White Oak, Brown Maple & Rustic Cherry
- Quarter Sawn White Oak tables will have Quarter Sawn White Oak base
- Recommended chair: Fremont from Artisan Chairs



Available Sizes:

- 42" x 60"
- 42" x 66"
- 42" x 72"
- 48" x 60"
- 48" x 66"
- 48" x 72"

Up to 4 Leaves

GALENA TRESTLE

- 1" bow end top with Waterfall edge is standard
- Base standard as shown with levelers
- Available in Oak, Cherry, Quarter Sawn White Oak, Brown Maple & Rustic Cherry
- Quarter Sawn White Oak tables will have Quarter Sawn White Oak base
- Recommended chair: Galena from Artisan Chairs



Available Sizes:

- 54" x 42" w/ 1-12" Leaf
Opens to 54" x 54"
- 60" x 48" w/ 1-12" Leaf
Opens to 60" x 60"

GATHERING

- 1" rectangle top with Mission edge
- 2 ½" straight skirt
- 3" x 3" tapered shaker legs
- Available in Oak, Cherry, Quarter Sawn White Oak & Brown Maple
- 36" high is standard. Also available in 30" & 42" h



Available Sizes:

- 42" x 60"
- 42" x 66"
- 42" x 72"
- 48" x 60"
- 48" x 66"
- 48" x 72"

Up to 4 Leaves

GRANBY

- 1" rectangle top with Mission edge is standard
- Skirt & legs standard as shown
- Available in Oak, Cherry, Quarter Sawn White Oak & Brown Maple



Available Sizes:

- 42" x 60"
- 42" x 66"
- 42" x 72"
- 48" x 60"
- 48" x 66"
- 48" x 72"

Up to 4 Leaves

HAMILTON

- 1" rectangle top is standard
- Mission edge is standard
- 3 ½" straight skirt
- Reeded legs standard as shown
- Available in Oak, Cherry, Quarter Sawn White Oak & Brown Maple



Available Sizes:

- 42" x 60"
- 42" x 66"
- 42" x 72"
- 48" x 60"
- 48" x 66"
- 48" x 72"

Up to 4 Leaves

HAMPTON

- 1" rectangle top with Bullnose edge is standard
- 3 1/2" rounded skirt as shown
- No gap covers
- Available in Oak, Cherry, Quarter Sawn White Oak & Brown Maple
- Quarter Sawn White Oak tables will have regular White Oak base



Available Sizes:

- 12 ½" x 24"
- 12 ½" x 36"

Solid Top Only

- 12 ½" x 48"
- 12 ½" x 60"
- 12 ½" x 72"

Solid Top or up to 4 Leaves

HAMPTON BENCH

- 1" top with Mission edge
- 18" high
- Leaf storage box to store all 4 leaves
- Available in Oak, Cherry, Quarter Sawn White Oak & Brown Maple



Available Sizes:

- 42" x 60"
- 42" x 66"
- 42" x 72"
- 48" x 60"
- 48" x 66"
- 48" x 72"

Up to 4 Leaves

HAMPTON LEG

- 1" rectangle top with Bullnose edge
- 3 ½" rounded skirt standard as shown
- No gap covers
- Leg standard as shown, optional reeded leg
- Available in Oak, Cherry, Quarter Sawn White Oak & Brown Maple





Available Sizes:

- 42" x 60"
- 42" x 66"
- 42" x 72"
- 48" x 60"
- 48" x 66"
- 48" x 72"

Up to 4 Leaves

HARRISON DOUBLE

- Oval top is standard, square round top is available
- Bevel edge is standard
- Feet standard as shown - with levelers
- Plain bar spreader
- Available in Oak, Cherry, Quarter Sawn White Oak & Brown Maple
- Quarter Sawn White Oak tables will have regular White Oak base
- Recommended chair: Meridan from F&N Woodworking



Available Sizes:

- 42" Round
- 48" Round

Up to 3 Leaves

- 54" Round

Up to 2 Leaves

- 42" x 54" Oval
- 42" x 60" Oval

Up to 2 Leaves

HARRISON SINGLE

- 1" round top with Bevel edge is standard
- Base standard as shown - with levelers
- Available in Oak, Cherry, Quarter Sawn White Oak & Brown Maple
- Quarter Sawn White Oak tables will have regular White Oak base



Available Sizes:

- 42" x 78"
- 48" x 78"

From 10 to 14 Leaves

HARTFORD TRESTLE

- 1" bow end top is standard
- Mission edge is standard
- Trestle base standard as shown (no options)
- All leaves will be skirted unless ordered without
- Available in Oak, Cherry, Quarter Sawn White Oak & Brown Maple
- Note: starting size cannot be less than 78" due to the space needed for the base





Available Sizes:

- 42" x 78"
- 48" x 78"

From 10 to 14 Leaves

HARTFORD TRESTLE

- 1" bow end top is standard
- Mission edge is standard
- Trestle base standard as shown (no options)
- All leaves will be skirted unless ordered without
- Available in Oak, Cherry, Quarter Sawn White Oak & Brown Maple
- Note: starting size cannot be less than 78" due to the space needed for the base
- See expanded views on page 102-103



Available Sizes:

- 42" Round
- 48" Round

Up to 3-12" Leaves

HUDSON

- 1" round top with Bevel edge is standard
- Base standard as shown with levelers
- Available in Oak, Cherry, Quarter Sawn White Oak, Brown Maple & Rustic Cherry



Available Sizes:

- 42" x 60"
- 42" x 66"
- 42" x 72"
- 48" x 60"
- 48" x 66"
- 48" x 72"

With up to 4 Leaves

HARVEST LEG

- 1 ¼" rectangle top is standard
- Mission edge is standard
- 4 ½" Harvest legs are standard, no other leg options
- 4 ½" skirt is standard
- Standard table not made for arm chairs, if arm chairs are used you must specify on order, then arm chair skirt will be used on the ends
- Available in Oak, Cherry, Quarter Sawn White Oak & Brown Maple



Skirt to allow for arm chairs. Arm chair cutout not available on 42" w tables.

Available Sizes:

- 12 ½" x 24"
- 12 ½" x 36"

Solid Top Only

- 12 ½" x 48"
- 12 ½" x 60"
- 12 ½" x 72"

Solid Top or up to 4 Leaves

HARVEST BENCH

- 1" top with Mission edge
- 18" high
- Leaf storage box to store all 4 leaves
- Available in Oak, Cherry, Quarter Sawn White Oak & Brown Maple



HEIDI CABINET

*Shown in Brown Maple SP-151 Weathered Black Med.
Distressed 10 sheen and SP-154 Washed Gray Med.
Distressed 10 sheen base stain. Shown with Denver
Chairs from Artisan Chairs.*



Available Sizes:

- 42" x 42"
- 42" x 48"
- 42" x 54"
- 48" x 48"
- 48" x 54"

With Solid Top,
1-12" Leaf, or
1-18" Butterfly Leaf

HEIDI CABINET

- 1" top with 1" radius corners and Mission edge is standard
- Standard with 1-18" Butterfly leaf
- Standard with basket drawers featuring soft-close slides as shown
- Available in Oak, Cherry, Quarter Sawn White Oak, Brown Maple & Rustic Cherry
- Cabinet base is 26" w x 26" d (No options on cabinet size)
- 36" high is standard. Also available in 30" h
- Shown with dark drawer baskets (standard)



HEIDI LEG

*Shown in Brown Maple with Golden Brown stain.
Shown with RH Yoder Bellingham Chairs and
Hoosier Crafts Heidi Buffet.*



Available Sizes:

- 42" x 60"
- 42" x 66"
- 42" x 72"
- 48" x 60"
- 48" x 66"
- 48" x 72"

Up to 4 Leaves

HEIDI LEG

- 1" rectangle top is standard
- Mission edge is standard
- Arched skirt standard as shown
- 3" x 3" straight legs standard
- Available in Oak, Cherry, Quarter Sawn White Oak & Brown Maple
- Available in 36" & 42" high



Available Sizes:

- 12 ½" x 24"
- 12 ½" x 36"

Solid Top Only

- 12 ½" x 48"
- 12 ½" x 60"
- 12 ½" x 72"

Solid Top or up to 4 Leaves

HEIDI BENCH

- 1" top with Mission edge
- 18" high
- Leaf storage box to store all 4 leaves
- Available in Oak, Cherry, Quarter Sawn White Oak & Brown Maple





Available Sizes:

- 42" x 60"
- 42" x 66"
- 42" x 72"
- 48" x 60"
- 48" x 66"
- 48" x 72"

Up to 4 Leaves

IMPERIAL DOUBLE

- 1" oval top with Bevel edge is standard
- Base standard as shown
- Available in Oak, Cherry, Quarter Sawn White Oak & Brown Maple
- Quarter Sawn White Oak tables will have Quarter Sawn White Oak base



Available Sizes:

■ 42" x 42"

■ 48" x 48"

Up to 3 Leaves

■ 54" x 54"

Up to 2 Leaves

IMPERIAL SINGLE

■ 1" round top with Bevel edge

■ Base standard as shown

■ Available in Oak, Cherry, Quarter Sawn White Oak & Brown Maple

■ Quarter Sawn White Oak tables will have Quarter Sawn White Oak base



Available Sizes:

- 42" x 42"
- 48" x 48"

Up to 2 Leaves

- 54" x 54"

Solid Top Only

IMPERIAL SINGLE PUB

- 1" Round top with Bevel Edge standard
- Base standard as shown with levelers
- Available in Oak, Cherry, Quarter Sawn White Oak & Brown Maple
- Quarter Sawn White Oak tables will have Quarter Sawn White Oak base
- Pub height standard 36" high (not available in 42" high)




Available Sizes:

- 42" x 60"
- 42" x 66"
- 42" x 72"
- 48" x 60"
- 48" x 66"
- 48" x 72"

Up to 3-16" Leaves

JACOBY

- 1 3/8" rectangle top with Mission edge
 - Plank top with random width boards
 - 16" leaves standard (no options on leaf size)
 - Tongue & groove breadboards with dowel pin & wedge construction
 - 3 1/2" straight skirt
 - 3" x 3" tapered shaker leg
- Available in Oak, Cherry, Quarter Sawn White Oak, Brown Maple & Rustic Cherry
 - Not available in Hickory, Rustic Hickory, or Grey Elm
 - Recommended chair: Jacoby from F&N Woodworking



Available Sizes:

- 12 ½" x 48"
- 12 ½" x 60"
- 12 ½" x 72"

Up to 3-16" Leaves

JACOBY BENCH

- 1 ⅜" plank top with random width boards & Mission edge
- Tongue & groove breadboards with dowel pin construction
- Standard with up to 3-16" leaves (no options on leaf size)
- Includes leaf storage box
- Available in Oak, Cherry, Quarter Sawn White Oak, Brown Maple & Rustic Cherry
- Not available in Hickory, Rustic Hickory, or Grey Elm



Available Sizes:

- 42" x 60"
- 42" x 66"
- 42" x 72"
- 48" x 60"
- 48" x 66"
- 48" x 72"

Up to 4 Leaves

JAMESTOWN

- 1" rectangle top with Mission edge is standard
- Base standard as shown with levelers
- Available in Oak, Cherry, Quarter Sawn White Oak, Brown Maple & Rustic Cherry
- Recommended chair: Jamestown from Artisan Chairs



KINGSLEY SINGLE

*Shown in Brown Maple with Rich Tobacco stain.
Shown with F&N Woodworking Kimberley Chairs
with 28-21 Cinnemax Fabric seat.*



Available Sizes:

- 48" Round
- 54" Round
- 60" Round

Up to 2 Leaves

KINGSLEY SINGLE

- 1 ¼" round top is standard
- Roundover edge is standard
- Base standard as shown with levelers
- Available in Oak, Cherry, Quarter Sawn White Oak, Brown Maple & Rustic Cherry
- Quarter Sawn White Oak tables will have regular White Oak base
- Recommended chair: Kimberley from F&N Woodworking



Available Sizes:

- 42" x 60"
- 42" x 66"
- 42" x 72"
- 48" x 60"
- 48" x 66"
- 48" x 72"

Up to 4 Leaves

KINGSBURY MISSION TRESTLE

- 1" rectangle top is standard
- Mission edge is standard
- Trestle base is 24" wide
- Base is designed for 2 chairs per side
- Available in Oak, Cherry, Quarter Sawn White Oak & Brown Maple
- Quarter Sawn White Oak tables will have regular White Oak base



Available Sizes:

- 42 x 72"
- 48 x 72"

Up to 4 Leaves

KNOXVILLE

- 1" Rectangle top with Chamfer edge
- Base standard as shown with levelers
- Available in Oak, Quarter Sawn White Oak, Brown Maple & Rustic Cherry
- Quartersawn White Oak tables will have Quartersawn White Oak base



Available Sizes:

- 42" Round
- 48" Round

Solid Top Only

LACROSSE

- 1" round top with mission edge is standard
- 36" high is standard—30" & 42" high available (please specify)
- Available in Oak, Cherry, Quarter Sawn White Oak & Brown Maple



Available Sizes:

- 42" x 60"
- 42" x 66"
- 48" x 60"
- 48" x 66"

Up to 4 Leaves

Stores 4 unskirted
leaves in table

LAURIE'S

- 1" rectangle top with Mission edge is standard
- 4" straight skirt (No option on skirt size due to self store compartment)
- 3" x 3" tapered legs stay stationary like trestle tables when top opens
- Available in Oak, Cherry, Quarter Sawn White Oak, Brown Maple & Rustic Cherry



Available Sizes:

- 42" x 60"
- 42" x 66"
- 42" x 72"
- 48" x 60"
- 48" x 66"
- 48" x 72"

Up to 4-12" Leaves

LEXINGTON LEG

- 1" rectangle top with Mission edge
- 3 ½" Twist legs standard as shown
- 3 ½" Straight skirt standard as shown
- Available in Oak, Cherry, Quarter Sawn White Oak, & Brown Maple



Available Sizes:

- 42" x 60"
- 42" x 66"
- 42" x 72"
- 48" x 60"
- 48" x 66"
- 48" x 72"

Up to 4 Leaves

LIBERTY TRESTLE

- 1" boat shape top is standard
- Bevel edge is standard
- Trestle base is 24" wide
- Available in Oak, Cherry, Quarter Sawn White Oak & Brown Maple
- Quarter Sawn White Oak tables will have regular White Oak base
- Recommended chair: Liberty from RH Yoder



Available Sizes:

- 42" x 72"
- 42" x 84"
- 42" x 96"
- 48" x 72"
- 48" x 84"
- 48" x 96"

Solid Top Only

LIFESTYLE TRESTLE

- 1 ½" rectangle top with Mission edge is Grain length wise
- Black powder coated metal tapered base is standard
- Chrome base available - call for pricing
- Available in Oak, Cherry, Quarter Sawn White Oak, Brown Maple & Rustic Cherry
- Also available with Live Edge tops in Rustic Walnut & Wormy Maple




Available Sizes:

- 42" Square Top
- 48" Square Top
- 54" Square Top

Up to 2-16" Leaves

LINCOLN

- 1 3/8" plank top with Mission edge is standard
- Tongue & groove breadboards with dowel pin & wedge construction
- Also available in 1" thick smooth top (please specify)
- 2 1/2" straight skirt
- Base standard as shown with levelers
- Available in Oak, Cherry, Quarter Sawn White Oak & Brown Maple
- Not available in Hickory, Rustic Hickory, or Grey Elm
- Quarter Sawn White Oak table will have Oak base
- Recommended chair: Country Shaker from RH Yoder



Available Sizes:

- 42" x 62"
- 42" x 74"
- 48" x 62"
- 48" x 74"

**Solid Top or
2-16" leaves on ends**

LYNCHBURG TRESTLE

- 1 5/8" thick reclaimed barn wood top
- Mission edge
- 16" leaves on end of table
- Reclaimed barn wood base with levelers
- Reclaimed wood can have knots, gouges, cracks, and has mixed "Oak" species and are "as is"



RESCUED FROM RUIN...



Old Barns have always been a rich part of American History and without a doubt were at one time *“The family gathering place”* as the family gathered to milk the cows and feed the farm animals. These old gathering places are being transformed to a new gathering place where friends and family can sit down and share a meal on a piece of American History that would undoubtedly have many a memory to share and story to tell.

When you invest in a beautiful reclaimed barnwood table you are not only investing in a table that will become a family heirloom, but you are also saving a piece of American History from rotting away to a heap of rubble. Every old barn that is rescued from ruin also saves an average of 35 trees from being harvested.



*...from
an old
weathered
barn to a
beautiful
table.*

LYNCHBURG TRESTLE



West Point 
WOODWORKING LLC

MADISON PUB

Shown in Oak with Golden Brown stain. Shown with RH Yoder 24" Vintage Mission Chairs and Hoosier Crafts Madison Wine Tower.



Available Sizes:

■ 36" x 36"

Up to 3 Leaves

■ 42" x 42"

■ 48" x 48"

■ 54" x 54"

■ 60" x 60"

Up to 4 Leaves

MADISON PUB

- 1" square top is standard
- Mission edge is standard
- Arched skirt standard as shown
- 3" x 3" straight legs standard

- Available in Oak, Cherry, Quarter Sawn White Oak & Brown Maple
- 42" high is standard. Also available in 30" & 36" h



MANCHESTER

*Shown in Rustic Cherry with Michael's Cherry stain.
Shown with F&N Woodworking Benson Chairs
and Hoosier Crafts Manchester Buffet.*



Available Sizes:

- 42" x 60"
- 42" x 66"
- 42" x 72"
- 48" x 60"
- 48" x 66"
- 48" x 72"

Up to 3-16" Leaves

MANCHESTER

- 1 3/8" plank top with Mission edge is standard
- Tongue & groove breadboards with dowel pin & wedge construction
- Also available in 1" thick smooth top (please specify)
- Base standard as shown with levelers
- Available in Oak, Cherry, Quarter Sawn White Oak, Brown Maple & Rustic Cherry
- Not available in Hickory, Rustic Hickory, or Grey Elm
- Quarter Sawn White Oak tables will have Quarter Sawn White Oak base
- Recommended chair: Benson from F&N Woodworking



Available Sizes:

- 12 ½" x 24"
- 12 ½" x 36"
- 12 ½" x 48"
- 12 ½" x 60"
- 12 ½" x 72"

Solid Top Only

MANCHESTER BENCH

- 1 ¼" top with Mission edge
- 18" high
- Available in Oak, Cherry, Quarter Sawn White Oak, Brown Maple & Rustic Cherry



Available Sizes:

- 42" x 60"
- 42" x 66"
- 42" x 72"
- 48" x 60"
- 48" x 66"
- 48" x 72"

Up to 4 Leaves

MANSFIELD

- 1" boat shape top with Bevel edge is standard
- 2 ½" straight skirt
- 3" x 3" leg as shown
- Available in Oak, Cherry, Quarter Sawn White Oak & Brown Maple



Available Sizes:

- 42" x 60"
- 42" x 66"
- 42" x 72"
- 48" x 60"
- 48" x 66"
- 48" x 72"

Up to 4 Leaves

MARBARRY

- 1" rectangle top with 8" clipped corner
- Mission edge is standard
- Four feet standard with levelers
- Available in Oak, Cherry, Quarter Sawn White Oak & Brown Maple
- Quarter Sawn White Oak tables will have regular White Oak base



Available Sizes:

- 48" Round
- 54" Round

Up to 3 Leaves

- 60" Round

Up to 1 Leaf

MASON SINGLE

- 1" round top with Waterfall edge standard
- Base with levelers
- Available in Oak, Cherry, Quarter Sawn White Oak & Brown Maple
- Quarter Sawn White Oak tables will have regular White Oak base



Available Sizes:

- 42" x 60"
- 42" x 66"
- 42" x 72"
- 48" x 60"
- 48" x 66"
- 48" x 72"

Up to 4 Leaves

McCOY

- 1" rectangle top with 1" radius corner with Bevel edge
- Trestle base is 23 ½" wide at top & 28" wide at bottom
- Available in Oak, Cherry, Quarter Sawn White Oak & Brown Maple
- Quarter Sawn White Oak tables will have Quarter Sawn White Oak base



Available Sizes:

- 12 ½" x 24"
- 12 ½" x 36"

Solid Top Only

- 12 ½" x 48"
- 12 ½" x 60"
- 12 ½" x 72"

Solid Top or up to 4 Leaves

McCOY BENCH

- 1" top with Mission edge
- 18" high
- Leaf storage box to store all 4 leaves
- Available in Oak, Cherry, Quarter Sawn White Oak, Brown Maple & Rustic Cherry



Available Sizes:

- 42" Round
- 48" Round

Up to 3 Leaves

- 54" Round

Up to 2 Leaves

McKENZIE

- Round top is standard, also available with square round top
- Mission edge is standard
- Standard feet as shown - with levelers
- Available in Oak, Cherry, Quarter Sawn White Oak, Brown Maple & Rustic Cherry
- 42" top is available but not recommended due to size of base



Available Sizes:

- 42" x 60"
- 42" x 66"
- 42" x 72"
- 48" x 60"
- 48" x 66"
- 48" x 72"

Up to 4 Leaves

MISSION LEG

- 1" rectangle top is standard
- Mission edge is standard
- 3" x 3" Legs with corbels standard
- 2 ½" straight skirt standard
- Available in Oak, Cherry, Quarter Sawn White Oak, Brown Maple & Rustic Cherry



Available Sizes:

- 42" x 60"
- 42" x 66"
- 42" x 72"
- 48" x 60"
- 48" x 66"
- 48" x 72"

Up to 4 Leaves

MISSION TRESTLE

- 1" rectangle top is standard
- Mission edge is standard
- 2 ½" straight skirts with corner blocks
- Trestle base is 22" wide
- Available in Oak, Cherry, Quarter Sawn White Oak & Brown Maple
- Quarter Sawn White Oak tables will have regular White Oak base



Available Sizes:

- 12 ½" x 24"
- 12 ½" x 36"

Solid Top Only

- 12 ½" x 48"
- 12 ½" x 60"
- 12 ½" x 72"

Solid Top or up to 4 Leaves

MISSION BENCH

- 1" top, Mission edge
- 18" high
- Includes leaf storage box that stores all 4 leaves
- Available in Oak, Cherry, Quarter Sawn White Oak & Brown Maple



NEWBURY

Shown in Brown Maple top with Autumn Leaf stain and Brown Maple base with Onyx stain. Shown with Canterbury Chairs from Artisan Chairs.



Available Sizes:

- 42" x 60"
- 42" x 66"
- 42" x 72"
- 48" x 60"
- 48" x 66"
- 48" x 72"

Up to 4 Leaves

NEWBURY

- 1" bow end top with Bevel edge is standard
- 2 ½" straight skirt
- Legs standard as shown with levelers
- Available in Oak, Cherry, Quarter Sawn White Oak & Brown Maple
- Recommended chair: Newbury from Artisan Chairs



Available Sizes:

- 12 ½" x 24"
- 12 ½" x 36"


Solid Top Only

- 12 ½" x 48"
- 12 ½" x 60"
- 12 ½" x 72"

Solid Top or up to 4 Leaves

NEWBURY BENCH

- 1" bow end top with Bevel edge is standard
- 18" high
- Includes leaf storage box that stores all 4 leaves
- Available in Oak, Cherry, Quarter Sawn White Oak, Brown Maple & Rustic Cherry



Available Sizes:

■ 54" x 42"

With 1-12" Leaf

■ 60" x 42"

With 1-18" Leaf

■ 60" x 48"

With 1-12" Leaf

NEWPORT PUB

■ 1" rectangular top with 1" corner radius

■ Chamfer edge

■ 36" high—also available 42" high

■ Available in Oak, Cherry, Quarter Sawn White Oak & Brown Maple

■ Recommended chair: Newbury from Artisan Chairs



Available Sizes:

■ 48" Round

■ 54" Round

Up to 3 Leaves

■ 60" Round

Up to 2 Leaves

■ 72" Round

Solid Top only

OLD CLASSIC SLEIGH

■ 1" round top with Bevel edge standard

■ Base standard as shown with levelers

■ Available in Oak, Cherry, Quarter Sawn White Oak & Brown Maple

■ Quarter Sawn White Oak tables will have Quarter Sawn White Oak base



Available Sizes:

- 42" x 60"
- 42" x 66"
- 42" x 72"
- 48" x 60"
- 48" x 66"
- 48" x 72"

Up to 4 Leaves

OLD CLASSIC SLEIGH TRESTLE

- 1" top with Bevel edge standard
- Banquet style top standard
- Available in Oak, Cherry, Quarter Sawn White Oak & Brown Maple
- Quarter Sawn White Oak tables will have Quarter Sawn White Oak base
- 60" models will have a short base which will allow only 1 chair per side between base, 66" & 72" models have base standard as shown & will take 2 chairs per side between base
- All self storing leaves on this table will be unskirted



OLDE CENTURY MISSION

*Shown in Quarter Sawn White Oak with
Michael's Cherry stain. Shown with Artisan Olde Century
Chairs and Townline Olde Century Hutch.*



Available Sizes:

- 42" x 60"
- 42" x 66"
- 42" x 72"
- 48" x 60"
- 48" x 66"
- 48" x 72"

Up to 4 Leaves

OLDE CENTURY MISSION

- 1" rectangle top is standard
- Mission edge is standard
- Skirt standard with half-lap corner joints
- Trestle base is 24" wide
- Available in Oak, Cherry, Quarter Sawn White Oak & Brown Maple
- Quarter Sawn White Oak tables will have regular White Oak base
- Recommended chair: Olde Century from Artisan Chairs



Available Sizes:

- 12 ½" x 24"
- 12 ½" x 36"

Solid Top Only

- 12 ½" x 48"
- 12 ½" x 60"
- 12 ½" x 72"

Solid Top or up to 4 Leaves

OLDE CENTURY BENCH

- 1" top with Mission edge
- Includes leaf storage box that stores all 4 leaves
- Available in Oak, Cherry, Quarter Sawn White Oak & Brown Maple



Available Sizes:

- 42" x 72"
- 48" x 72"

Up to 4 Leaves

PARIS TRESTLE

- 1" Semi-boat shape top with Bevel edge
- Base standard as shown with levelers
- Available in Oak, Cherry, Quarter Sawn White Oak, Brown Maple & Rustic Cherry
- Quarter Sawn White Oak table will have Quarter Sawn White Oak base



Available Sizes:

- 42" x 60"
- 42" x 66"
- 42" x 72"
- 48" x 60"
- 48" x 66"
- 48" x 72"

Up to 4 Leaves

PRESTON DOUBLE

- 1" oval top with Roundover edge standard
- Also available with square round top
- Base standard as shown with levelers
- Available in Oak, Cherry, Quarter Sawn White Oak & Brown Maple
- Quarter Sawn White Oak with have regular White Oak base



Available Sizes:

- 42" Round
- 48" Round

Up to 3 Leaves

- 54" Round

Up to 2 Leaves

PRESTON SINGLE

- 1" round top with Roundover edge is standard
- Also available in square round top
- Base standard as shown with levelers
- Available in Oak, Cherry, Quarter Sawn White Oak & Brown Maple
- Quarter Sawn White Oak tables will have regular White Oak base



RENO TRESTLE

*Shown in Cherry with
Michael's Cherry stain. Shown with Reno
Chairs from Artisan Chairs.*



Available Sizes:

- 42" x 60"
- 42" x 66"
- 42" x 72"
- 48" x 60"
- 48" x 66"
- 48" x 72"

Up to 4 Leaves

RENO TRESTLE

- 1" bow end top with Waterfall edge is standard
- Base standard as shown with levelers
- Available in Oak, Cherry, Quarter Sawn White Oak, Brown Maple & Rustic Cherry
- Quarter Sawn White Oak tables will have Quarter Sawn White Oak base
- Recommended chair: Reno from Artisan Chairs



Available Sizes:

- 12 ½" x 48"
- 12 ½" x 60"
- 12 ½" x 72"

**Solid Top or
up to 4 Leaves**

RENO BENCH

- 1" top with Mission edge
- 18" high
- Leaf storage box to store up to 4 leaves
- Available in Oak, Cherry, Quarter Sawn White Oak, Brown Maple & Rustic Cherry



Available Sizes:

- 42" Round
- 48" Round

Up to 3 Leaves

- 54" Round

Up to 2 Leaves

RABER SINGLE

- Round top is standard
- Ogee edge is standard
- Standard feet as shown - with levelers
- Available in Oak, Cherry, Quarter Sawn White Oak & Brown Maple
- Quarter Sawn White Oak tables will have regular White Oak base



Available Sizes:

- 42" x 66"
- 42" x 72"
- 48" x 66"
- 48" x 72"

Up to 4 Leaves

RIDGECREST

- 1" rectangle top with Mission edge is standard
- Available in oval top (please specify)
- Base standard as shown with levelers
- Available in Oak, Cherry, Quarter Sawn White Oak & Brown Maple
- Quarter Sawn White Oak tables will have regular White Oak base





RIO VISTA TRESTLE

*Shown in Rustic Walnut with Natural finish and Live edge top.
Shown with F&N Woodworking Sheldon chairs in Brown
Maple with Onyx stain with Linen fabric.*



Available Sizes:

- 42" x 84"
- 42" x 96"
- 48" x 84"
- 48" x 96"

Solid Top Only

RIO VISTA TRESTLE

- 1 ¾" top with Live edge is standard
- Base standard as shown with levelers
- Available in Wormy Maple & Rustic Walnut
- Knots are not filled on Live edge tables unless specified
- Every Live edge top is unique and will vary from top to top



Available Sizes:

■ 42" Round

■ 48" Round

Up to 3 Leaves

■ 54" Round

Up to 2 Leaves

RIDGEWOOD

■ 1" round top is standard

■ Mission edge is standard

■ Base standard as shown with levelers

■ Available in Oak, Cherry, Quarter Sawn White Oak & Brown Maple

■ Quarter Sawn White Oak tables will have regular White Oak base



Available Sizes:

- 36" x 48"
- 36" x 54"
- 36" x 60"
- 42" x 48"
- 42" x 54"
- 42" x 60"

Up to 3-12" Leaves

SHERIDAN TRESTLE

- 1" Bow End top with Chamfer edge
- Base standard as shown (has levelers)
- Available in Oak, Cherry, Quarter Sawn White Oak & Brown Maple
- Quarter Sawn White Oak tables will have Quarter Sawn White Oak base



SARATOGA TRESTLE

*Shown in Brown Maple with Autumn Leaf top & Onyx base.
Shown with F&N Woodworking Brookfield Chairs in Brown
Maple finished with an Onyx stain and Linen fabric.*



Available Sizes:

- 42" x 72"
- 48" x 72"

Up to 4 Leaves

SARATOGA TRESTLE

- 1 ¼" semi-boat shape top is standard
- Edge standard as shown
- Base standard as shown with levelers
- Available in Oak, Cherry, Quarter Sawn White Oak, Brown Maple & Rustic Cherry
- Quarter Sawn White Oak tables will have Quarter Sawn White Oak base



Available Sizes:

- 48" x 48"
- 54" x 54"
- 60" x 60"

Up to 2 Leaves

SARATOGA SINGLE

- 1 ¼" thick 4-sided semi-boat shape is standard
- Edge standard as shown
- Available in Oak, Cherry, Quarter Sawn White Oak, Brown Maple & Rustic Cherry
- Quarter Sawn White Oak tables will have Quarter Sawn White Oak base



Available Sizes:

- 42" x 60"
- 42" x 66"
- 42" x 72"
- 48" x 60"
- 48" x 66"
- 48" x 72"

Up to 4 Leaves

SIERRA

- 1" rectangle top with Mission edge is standard
- Base standard as shown with levelers
- Available in Oak, Cherry, Quarter Sawn White Oak, Brown Maple & Rustic Cherry
- Quarter Sawn White Oak tables will have Quarter Sawn White Oak base
- Recommended chair: Sierra from Artisan Chairs



Available Sizes:

- 42" x 60"
- 42" x 66"
- 42" x 72"
- 48" x 60"
- 48" x 66"
- 48" x 72"

Up to 4 Leaves

STANWOOD

- 1 ¼" rectangle top with Mission edge
- 4" x 4" leg standard as shown
- 3 ½" straight skirt
- Available in Oak, Cherry, Quarter Sawn White Oak, Brown Maple & Rustic Cherry



Available Sizes:

- 42" x 60"
- 42" x 66"
- 42" x 72"
- 48" x 60"
- 48" x 66"
- 48" x 72"

Up to 4-12" Leaves

STRATTON

- 1" rectangle top with 1" radius corner
- Mission edge is standard
- Base standard as shown—32" wide
- Available in Oak, Cherry, Quarter Sawn White Oak, Brown Maple & Rustic Cherry
- Recommended chair: Cascade from F&N Woodworking



Available Sizes:

- 42" x 60"
- 42" x 66"
- 42" x 72"
- 48" x 60"
- 48" x 66"
- 48" x 72"

Up to 4 Leaves

TIMBER RIDGE

- 1 ¼" top is standard
- Hand worn edge is standard
- Base standard as shown with levelers
- Available in Oak, Cherry, Quarter Sawn White Oak, Brown Maple & Rustic Cherry
- Quarter Sawn White Oak tables will have Quarter Sawn White Oak base
- Recommended chair: Timber Ridge from Artisan Chairs



Available Sizes:

- 12 ½" x 48"
- 12 ½" x 60"
- 12 ½" x 72"

Solid Top Only

TIMBER RIDGE BENCH

- 1 ¼" top with hand worn edge is standard
- 18" high
- Available in Oak, Cherry, Quarter Sawn White Oak, Brown Maple & Rustic Cherry



Available Sizes:

- 42" x 60"
- 42" x 66"
- 42" x 72"
- 48" x 60"
- 48" x 66"
- 48" x 72"

Up to 4 Leaves

TRADITIONAL DOUBLE

- Oval top is standard, square round top available
- Roundover edge is standard
- Classic Empire feet standard as shown with levelers, also available with claw feet
- Bar spreader is standard as shown
- Bow Sheaf Rail & Spindle Rail also available
- Available in Oak, Cherry, Quarter Sawn White Oak & Brown Maple
- Quarter Sawn White Oak tables will have Oak base
- Also available as an extension table with up to 12 leaves with drop legs that support both ends



Bow Sheaf



Spindle Rail



Claw Feet



Empire Feet

Available Sizes:

- 36" x 48"
- 36" x 60"
- 42" x 60"
- 42" x 66"
- 42" x 72"
- 48" x 60"
- 48" x 66"
- 48" x 72"

Up to 12 Leaves

TRADITIONAL LEG

- Rectangle top with 4" corner radius standard
- Roundover edge is standard
- Table skirt standard as shown
- Non-geared wooden slides
- Available in Oak, Cherry, Quarter Sawn White Oak & Brown Maple
- See price list for self-store options & additional leg requirements



LEG STYLES



- | | |
|-------------------|------------------|
| A Round Shaker | E Country Reeded |
| B Traditional | F Shaker |
| C Country | G Belmont Reeded |
| D Country Diamond | H Belmont Rope |

Available Sizes:

- 36" Round
 - 42" Round
 - 48" Round
- Solid Top Only

TRADITIONAL PUB



- 1" round solid top is standard
- Roundover edge is standard
- Classic empire feet standard as shown with levelers, also available with claw feet
- Available in Oak, Cherry, Quarter Sawn White Oak & Brown Maple
- Quarter Sawn White Oak tables will have Oak base
- 36" high is standard. Also available in 30" & 42" h

Available Sizes:

- 42" x 60"
- 42" x 66"
- 42" x 72"
- 48" x 60"
- 48" x 66"
- 48" x 72"

Up to 4 Leaves

TRADITIONAL SCALLOP

- 1" scalloped oval top and beveled edge is standard.
- Classic empire feet standard as shown with levelers, also available with claw feet
- Also available in single pedestal table
- Sheaf rail & spindle rail also available
- Available in Oak, Cherry, Quarter Sawn White Oak & Brown Maple
- Also available as an extension table with up to 12 leaves with drop legs that support both ends.



Available Sizes:

■ 36" Round

Up to 2 Leaves

■ 42" Round

■ 48" Round

■ 54" Round

Up to 3 Leaves

TRADITIONAL SINGLE

- Round top is standard, and also available with square round top.
- Roundover edge is standard
- Classic empire feet standard as shown with levelers, also available with claw feet
- Fluted pedestal is also available
- Available in Oak, Cherry, Quarter Sawn White Oak & Brown Maple
- Quarter Sawn White Oak tables will have Oak base



Claw Feet



Empire Feet



Available Sizes:

- 42" x 60"
- 42" x 66"
- 42" x 72"
- 48" x 60"
- 48" x 66"
- 48" x 72"

Up to 4-12" Leaves

VANCOUVER TRESTLE

- 1" bow end top is standard
- Mission edge is standard
- Base standard as shown with levelers
- Available in Oak, Cherry, Quarter Sawn White Oak & Brown Maple
- Quarter Sawn White Oak tables will have regular White Oak base
- See page 183 for expanded views and leaf detail for optional butterfly leaves





Shown with 1 leaf



Shown with 2 leaves

Butterfly leaf storage detail



WELLINGTON TRESTLE


*Shown in Brown Maple with a 3" edge band top in SP-156
Worn Spice Med. Distressed 10 sheen stain. Shown with F&N
Woodworking Ramsey Chairs.*



Available Sizes:

- 42" x 88"
- 48" x 88"

Up to 2-16" Leaves



WELLINGTON TRESTLE

- 3" edge band top with grooves and breadboard ends (no grooves in leaves)
- ¼" Roundover edge and corners
- Ball bearing slides are standard
- Base standard as shown with levelers
- Available in Oak, Cherry, Quarter Sawn White Oak, Brown Maple & Rustic Cherry
- Quarter Sawn White Oak tables will have Quarter Sawn White Oak base
- Not recommended in Grey Elm



WESTIN

*Shown in Brown Maple with Golden
Brown Burnish stain. Shown with F&N
Woodworking Westin Chairs.*



Available Sizes:

- 48" Round
 - 54" Round
 - 60" Round
- Up to 2 Leaves

WESTIN

- 1 ¼" round top with Mission edge is standard
- Base standard as shown with levelers
- Available in Oak, Cherry, Quarter Sawn White Oak, Brown Maple & Rustic Cherry
- Quarter Sawn White Oak tables will have regular White Oak base



Available Sizes:

- 48" Round
- 54" Round
- 60" Round

Up to 2-12" Leaves

WETHERSFIELD


- 1" round top with Ogee edge standard
- 2 ½" skirt standard with molding as shown
- Base standard as shown with levelers
- Available in Oak, Cherry, Quarter Sawn White Oak, Brown Maple & Rustic Cherry



Available Sizes:

- 42" x 60"
- 42" x 66"
- 42" x 72"
- 48" x 60"
- 48" x 66"
- 48" x 72"

Up to 3-16" Leaves



WILLIAMSBURG

- 1 3/8" rectangle top with Mission edge
- 16" leaves standard, no options on leaf size
- Tongue & groove breadboards with dowel pin & wedge construction
- 3 1/2" straight skirt
- 3" x 3" tapered shaker leg
- Available in Oak, Cherry, Quarter Sawn White Oak, Brown Maple & Rustic Cherry
- Not available in Hickory, Rustic Hickory, or Grey Elm
- Recommended chair: Williamsburg from F&N Woodworking



Available Sizes:

- 12 ½" x 48"
- 12 ½" x 60"
- 12 ½" x 72"

Up to 3-16" Leaves

WILLIAMSBURG BENCH

- 1 ⅜" plank top with Mission edge
- Tongue & groove breadboards with dowel pin construction
- Standard with up to 3-16" leaves (no options on leaf size)
- Includes leaf storage box that stores all 3 leaves
- Available in Oak, Cherry, Quarter Sawn White Oak, Brown Maple & Rustic Cherry
- Not available in Hickory, Rustic Hickory, or Grey Elm



Available Sizes:

■ 36" x 36"

Up to 3 Leaves

■ 42" x 42"

■ 48" x 48"

■ 54" x 54"

■ 60" x 60"

Up to 4 Leaves

WINSLOW PUB

- 1 ¼" square top with 1" radius corners is standard
- Reverse ⅝" Roundover edge is standard
- Round shaker leg standard
- Available in Oak, Cherry, Quarter Sawn White Oak, Brown Maple & Rustic Cherry
- Recommended bar stool: Winslow from RH Yoder



Available Sizes:

- 54" Round
 - 60" Round
- Up to 2 Leaves
- 72" Round
- Solid Top Only

WOODMONT

- 1 ¼" smooth round top with Waterfall edge
- Base standard as shown with levelers
- Available in Oak, Cherry, Quarter Sawn White Oak, Brown Maple & Rustic Cherry
- Quarter Sawn White Oak table will have Quarter Sawn White Oak base
- Recommended chair: Woodmont from Artisan Chairs



Available Sizes:

- 48" Round
- 54" Round

Up to 2 Leaves

WOODSTOCK

- 1" round top with Ogee edge is standard
- Base standard as shown with levelers
- Available in Oak, Cherry, Quarter Sawn White Oak & Brown Maple
- 42" top is not recommended due to size of base



XAVIER TRESTLE

*Shown in Rustic Walnut with Natural stain. Shown with
RH Yoder Bow River Chairs with Brown Maple Frame
finished in Onyx stain and Black Leather seat.*



Available Sizes:

- 42" x 72"
- 42" x 84"
- 42" x 96"
- 48" x 72"
- 48" x 84"
- 48" x 96"

Solid Top Only

XAVIER TRESTLE

- 1 ½" top with Live edge is standard
- Black powder coated metal base
- Available in Wormy Maple & Rustic Walnut
- Knots are not filled on Live edge tables unless specified
- Every Live edge top is unique and will vary from top to top
- 42" between the base on 72"
- 48" between the base on 84" & 96"



Available Sizes:

- 12½" x 72"
- 12½" x 84"

Solid Top Only

XAVIER BENCH

- 1 ½" top with Live Edge standard
- Black powder coated metal base
- Available in Wormy Maple & Rustic Walnut
- Knots are not filled in on Live Edges unless specified
- Every Live edge top is unique and will vary from top to top





